










## 2007 Average Annual County Wage Data

Effective January 1, 2009<sup>1</sup>

								
	Average Annual Wage <sup>2</sup>	Hourly Wage	115% of Avg Annual Wage	Hourly Wage	150% of Avg Annual Wage	Hourly Wage	200% of Avg Annual Wage	Hourly Wage
<b>STATEWIDE</b>	<b>\$38,963</b>	<b>\$18.73</b>	<b>\$44,807</b>	<b>\$21.54</b>	<b>\$58,445</b>	<b>\$28.10</b>	<b>\$77,926</b>	<b>\$37.46</b>
ALACHUA	\$32,257	\$15.51	\$37,096	\$17.83	\$48,386	\$23.26	\$64,514	\$31.02
BAKER	\$24,506	\$11.78	\$28,182	\$13.55	\$36,759	\$17.67	\$49,012	\$23.56
BAY	\$32,265	\$15.51	\$37,105	\$17.84	\$48,398	\$23.27	\$64,530	\$31.02
BRADFORD	\$28,292	\$13.60	\$32,536	\$15.64	\$42,438	\$20.40	\$56,584	\$27.20
BREVARD	\$40,131	\$19.29	\$46,151	\$22.19	\$60,197	\$28.94	\$80,262	\$38.59
BROWARD	\$41,072	\$19.75	\$47,233	\$22.71	\$61,608	\$29.62	\$82,144	\$39.49
CALHOUN	\$24,219	\$11.64	\$27,852	\$13.39	\$36,329	\$17.47	\$48,438	\$23.29
CHARLOTTE	\$31,253	\$15.03	\$35,941	\$17.28	\$46,880	\$22.54	\$62,506	\$30.05
CITRUS	\$31,427	\$15.11	\$36,141	\$17.38	\$47,141	\$22.66	\$62,854	\$30.22
CLAY	\$29,691	\$14.27	\$34,145	\$16.42	\$44,537	\$21.41	\$59,382	\$28.55
COLLIER	\$40,676	\$19.56	\$46,777	\$22.49	\$61,014	\$29.33	\$81,352	\$39.11
COLUMBIA	\$29,384	\$14.13	\$33,792	\$16.25	\$44,076	\$21.19	\$58,768	\$28.25
DESOTO	\$26,688	\$12.83	\$30,691	\$14.76	\$40,032	\$19.25	\$53,376	\$25.66
DIXIE	\$24,265	\$11.67	\$27,905	\$13.42	\$36,398	\$17.50	\$48,530	\$23.33
DUVAL	\$42,880	\$20.62	\$49,312	\$23.71	\$64,320	\$30.92	\$85,760	\$41.23
ESCAMBIA	\$33,614	\$16.16	\$38,656	\$18.58	\$50,421	\$24.24	\$67,228	\$32.32
FLAGLER	\$29,220	\$14.05	\$33,603	\$16.16	\$43,830	\$21.07	\$58,440	\$28.10
FRANKLIN	\$24,729	\$11.89	\$28,438	\$13.67	\$37,094	\$17.83	\$49,458	\$23.78
GADSDEN	\$28,286	\$13.60	\$32,529	\$15.64	\$42,429	\$20.40	\$56,572	\$27.20
GILCHRIST	\$25,995	\$12.50	\$29,894	\$14.37	\$38,993	\$18.75	\$51,990	\$25.00
GLADES	\$32,228	\$15.49	\$37,062	\$17.82	\$48,342	\$23.24	\$64,456	\$30.99
GULF	\$29,450	\$14.16	\$33,868	\$16.28	\$44,175	\$21.24	\$58,900	\$28.32
HAMILTON	\$37,287	\$17.93	\$42,880	\$20.62	\$55,931	\$26.89	\$74,574	\$35.85
HARDEE	\$24,953	\$12.00	\$28,696	\$13.80	\$37,430	\$17.99	\$49,906	\$23.99
HENDRY	\$29,536	\$14.20	\$33,966	\$16.33	\$44,304	\$21.30	\$59,072	\$28.40
HERNANDO	\$27,767	\$13.35	\$31,932	\$15.35	\$41,651	\$20.02	\$55,534	\$26.70
HIGHLANDS	\$26,816	\$12.89	\$30,838	\$14.83	\$40,224	\$19.34	\$53,632	\$25.78
HILLSBOROUGH	\$41,216	\$19.82	\$47,398	\$22.79	\$61,824	\$29.72	\$82,432	\$39.63
HOLMES	\$23,636	\$11.36	\$27,181	\$13.07	\$35,454	\$17.05	\$47,272	\$22.73
INDIAN RIVER	\$35,043	\$16.85	\$40,299	\$19.37	\$52,565	\$25.27	\$70,086	\$33.70
JACKSON	\$25,460	\$12.24	\$29,279	\$14.08	\$38,190	\$18.36	\$50,920	\$24.48
JEFFERSON	\$27,679	\$13.31	\$31,831	\$15.30	\$41,519	\$19.96	\$55,358	\$26.61
LAFAYETTE	\$22,366	\$10.75	\$25,721	\$12.37	\$33,549	\$16.13	\$44,732	\$21.51
LAKE	\$30,840	\$14.83	\$35,466	\$17.05	\$46,260	\$22.24	\$61,680	\$29.65

	Average Annual Wage <sup>2</sup>	Hourly Wage	115% of Avg Annual Wage	Hourly Wage	150% of Avg Annual Wage	Hourly Wage	200% of Avg Annual Wage	Hourly Wage
LEE	\$36,217	\$17.41	\$41,650	\$20.02	\$54,326	\$26.12	\$72,434	\$34.82
LEON	\$34,674	\$16.67	\$39,875	\$19.17	\$52,011	\$25.01	\$69,348	\$33.34
LEVY	\$25,184	\$12.11	\$28,962	\$13.92	\$37,776	\$18.16	\$50,368	\$24.22
LIBERTY	\$34,310	\$16.50	\$39,457	\$18.97	\$51,465	\$24.74	\$68,620	\$32.99
MADISON	\$24,598	\$11.83	\$28,288	\$13.60	\$36,897	\$17.74	\$49,196	\$23.65
MANATEE	\$33,659	\$16.18	\$38,708	\$18.61	\$50,489	\$24.27	\$67,318	\$32.36
MARION	\$31,014	\$14.91	\$35,666	\$17.15	\$46,521	\$22.37	\$62,028	\$29.82
MARTIN	\$36,562	\$17.58	\$42,046	\$20.21	\$54,843	\$26.37	\$73,124	\$35.16
MIAMI-DADE	\$42,874	\$20.61	\$49,305	\$23.70	\$64,311	\$30.92	\$85,748	\$41.23
MONROE	\$34,588	\$16.63	\$39,776	\$19.12	\$51,882	\$24.94	\$69,176	\$33.26
NASSAU	\$31,114	\$14.96	\$35,781	\$17.20	\$46,671	\$22.44	\$62,228	\$29.92
OKALOOSA	\$33,207	\$15.96	\$38,188	\$18.36	\$49,811	\$23.95	\$66,414	\$31.93
OKEECHOBEE	\$27,810	\$13.37	\$31,982	\$15.38	\$41,715	\$20.06	\$55,620	\$26.74
ORANGE	\$39,920	\$19.19	\$45,908	\$22.07	\$59,880	\$28.79	\$79,840	\$38.38
OSCEOLA	\$30,042	\$14.44	\$34,548	\$16.61	\$45,063	\$21.66	\$60,084	\$28.89
PALM BEACH	\$43,431	\$20.88	\$49,946	\$24.01	\$65,147	\$31.32	\$86,862	\$41.76
PASCO	\$30,418	\$14.62	\$34,981	\$16.82	\$45,627	\$21.94	\$60,836	\$29.25
PINELLAS	\$37,302	\$17.93	\$42,897	\$20.62	\$55,953	\$26.90	\$74,604	\$35.87
POLK	\$33,875	\$16.29	\$38,956	\$18.73	\$50,813	\$24.43	\$67,750	\$32.57
PUTNAM	\$29,251	\$14.06	\$33,639	\$16.17	\$43,877	\$21.09	\$58,502	\$28.13
ST JOHNS	\$34,873	\$16.77	\$40,104	\$19.28	\$52,310	\$25.15	\$69,746	\$33.53
ST LUCIE	\$34,081	\$16.39	\$39,193	\$18.84	\$51,122	\$24.58	\$68,162	\$32.77
SANTA ROSA	\$30,677	\$14.75	\$35,279	\$16.96	\$46,016	\$22.12	\$61,354	\$29.50
SARASOTA	\$36,898	\$17.74	\$42,433	\$20.40	\$55,347	\$26.61	\$73,796	\$35.48
SEMINOLE	\$38,297	\$18.41	\$44,042	\$21.17	\$57,446	\$27.62	\$76,594	\$36.82
SUMTER	\$31,858	\$15.32	\$36,637	\$17.61	\$47,787	\$22.97	\$63,716	\$30.63
SUWANNEE	\$25,393	\$12.21	\$29,202	\$14.04	\$38,090	\$18.31	\$50,786	\$24.42
TAYLOR	\$33,460	\$16.09	\$38,479	\$18.50	\$50,190	\$24.13	\$66,920	\$32.17
UNION	\$26,695	\$12.83	\$30,699	\$14.76	\$40,043	\$19.25	\$53,390	\$25.67
VOLUSIA	\$30,995	\$14.90	\$35,644	\$17.14	\$46,493	\$22.35	\$61,990	\$29.80
WAKULLA	\$29,272	\$14.07	\$33,663	\$16.18	\$43,908	\$21.11	\$58,544	\$28.15
WALTON	\$29,577	\$14.22	\$34,014	\$16.35	\$44,366	\$21.33	\$59,154	\$28.44
WASHINGTON	\$24,329	\$11.70	\$27,978	\$13.45	\$36,494	\$17.54	\$48,658	\$23.39

<sup>1</sup> All incentives applications received on or after January 1, 2009, will be subject to the new 2007 wages.

<sup>2</sup> Florida Agency for Workforce Innovation, Labor Market Statistics Center, Quarterly Census of Employment and Wages Program, in cooperation with the U.S. Department of Labor, Bureau of Labor Statistics.